MINMILE
Smart Technology

- Die casting aluminum alloy enclosure, surface high-voltage electrostatic spraying, stainless steel exposed fasteners;
- The built-in disconnecting and isolating switch realizes mechanical interlocking to ensure that the plug is not charged when plugging in or out;
- The socket and plug are equipped with an interlocking device. The plug can only be pulled out after the switch in the socket is turned off. The plug can be powered on after being inserted;
- Steel pipe/cable wiring;
- The plug-in device is fully flameproof type and suitable for dust explosion-proof;
- The plug is mainly composed of a housing and a plug corresponding to the socket, a plug bracket, a wiring bracket and a cable entry device;
- The socket is mainly composed of an enclosure, a socket for plugging, an interlocking mechanism, and a cable introduction device;
- The product is equipped with a timing function that sets different indicator colors for different working voltages to prevent plugs and sockets of different specifications from being plugged or unplugged accidentally.



Model Identification

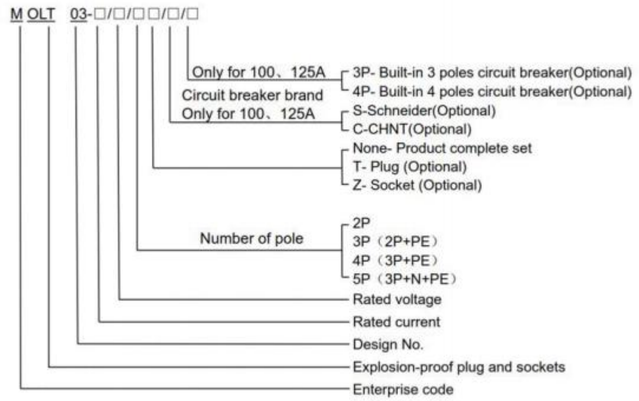

Scope of application

* Intended to be used in Zone 1,Zone 2, IIA, IIB, IIC explosive gas atmospheres and Zone 21, Zone 22 explosive dust atmospheres
* Temperature Group：T1~T6；* Ambient temperature：-60~+55℃； * Indoor and outdoor(IP66)
* Used in hazardous areas such as chemical industry, oil refining, oil exploration, offshore oil platforms, oil tankers, and military industry.



The body and lid is fixed with flameproof threads for easy installation and disassembly.



The sign is made of stainless steel, with clear and beautiful markings.



Different working voltage settings, different indicator colors.



Different working voltage settings, different indicator colors.

General Technical Parameters

Ex-markings	IP Rate	Socket Threads	Plug Threads	Anti-corrosion rate
Ex db IIC T6 Gb; Ex tb IIIC T80℃ Db	IP66	16A/3:M25*1.5 16A/4(5):M32*1.5	16A/3:M25*1.5 16A/4(5):M32*1.5	WF2
Ex db IIC T6 Gb; Ex tb IIIC T80℃ Db	IP66	32A:M32*1.5	32A:M32*1.5	
Ex db IIC T6 Gb; Ex tb IIIC T80℃ Db	IP66	63A:M40*1.5	63A:M50*1.5	
Ex db IIC T6 Gb; Ex tb IIIC T80℃ Db	IP66	125A:M50*1.5	125A:M50*1.5	

Note: Product without cable gland, please confirm with MAM before ordering.

MINMILE
Smart Technology

Main technical parameters

Model	Ex-markings	Rated current	Rated voltage	Poles	Schematic diagram	h	Color	Threads
MOLT03	Ex dbⅡC T6 Gb Ex tbⅢCT80℃Db	16	DC24	2P		-	Purple	Plug: 1-M25×1.5 Socket: 2-M25×1.5
			DC36			-	White	
			100~130	2P+PE		4	Yellow	
			200~250			6	Blue	
			DC24			12	Purple	
			DC36			12	White	
			100~130	3P+PE		4	Yellow	
			200~250			9	Blue	
			380~415			6	Red	
			480~500			7	Black	
			600~690			5	Black	
			100~130	3P+N+PE		4	Yellow	Plug: 1-M32×1.5 Socket: 2-M32×1.5
			200~250			9	Blue	
			380~415			6	Red	
			480~500			7	Black	
			600~690			5	Black	
MOLT03		32	200~250	2P+PE		6	Blue	Plug: 1-M32×1.5 Socket: 2-M32×1.5
			200~250	3P+PE		9	Blue	
			380~415			6	Red	
			480~500			7	Black	
			600~690			5	Black	
			200~250	3P+N+PE		9	Blue	
			380~415			6	Red	
			480~500			7	Black	
			600~690			5	Black	
MOLT03		63	200~250	3P+PE		9	Blue	Plug: 1-M50×1.5 Socket: 2-M40×1.5
			380~415			6	Red	
			480~500			7	Black	
			600~690			5	Black	
			380~415	3P+N+PE		6	Red	
			480~500			7	Black	
			600~690			5	Black	
MOLT03		125	200~250	3P+PE		9	Blue	Plug: 1-M50×1.5 Socket: 2-M50×1.5
			380~415			6	Red	
			480~500			7	Black	
			600~690			5	Black	
			380~415	3P+N+PE		6	Red	
			480~500			7	Black	
			600~690			5	Black	

Outline and installation dimension

Model \ Size(mm)	A	B	C	D	E	F
MOLT03	106	164	350	52	105	7
MOLT03	126	195	400	77	140	9
MOLT03	187	238	485	87	180	13
MOLT03	360	256	710	328	315	/

● MOLT03-16 (32)

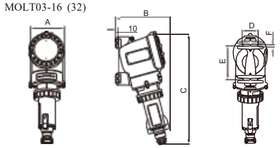

● MOLT03-16/3 (16/2 、16/4)

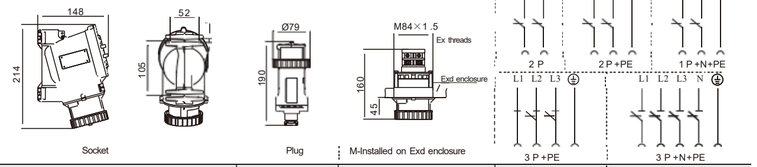

● MOLT03-16/5 (32/3 、32/4、32/5)

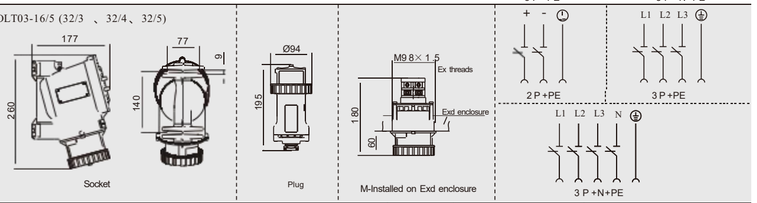

● MOLT03-63

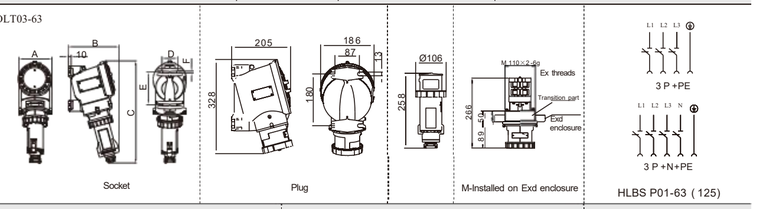

● MOLT03-1 25

